

PC EXHIBIT B

PROJECT INFORMATION

SCOPE OF WORK:
 ALTER TEMPORARY TENT STRUCTURE TO PERMANENT. CHANGE OCCUPANCY OF 2ND FLOOR OF BUILDING D TO ALLOW WESTERN SEMINARY TO USE AS INSTRUCTIONAL SPACE. TENANT IMPROVEMENT TO ALSO MODIFY FLOOR PLAN FOR OFFICES FOR BRIDGEWAY CHURCH.

BUILDING DATA:
 APN: 017-113-002
 STREET ADDRESS: 8150 INDUSTRIAL AVENUE
 TOTAL PARCEL SIZE: 21.82 ACRES
 ZONING: N/A
 CODES: 2019 CALIFORNIA BUILDING CODE
 2019 CALIFORNIA MECHANICAL CODE
 2019 CALIFORNIA PLUMBING CODE
 2019 CALIFORNIA ELECTRICAL CODE
 2019 CALIFORNIA ENERGY CODE
 2019 CALIFORNIA FIRE CODE
 2019 CALGREEN CODE

CONSTRUCTION TYPE: EXISTING
 TENT OCCUPANCY: A-3
BUILDING SF: ±6,800 SF.

BUILDING D OFFICE & INSTRUCTIONAL
BUILDING SF: ±78,087 SF.

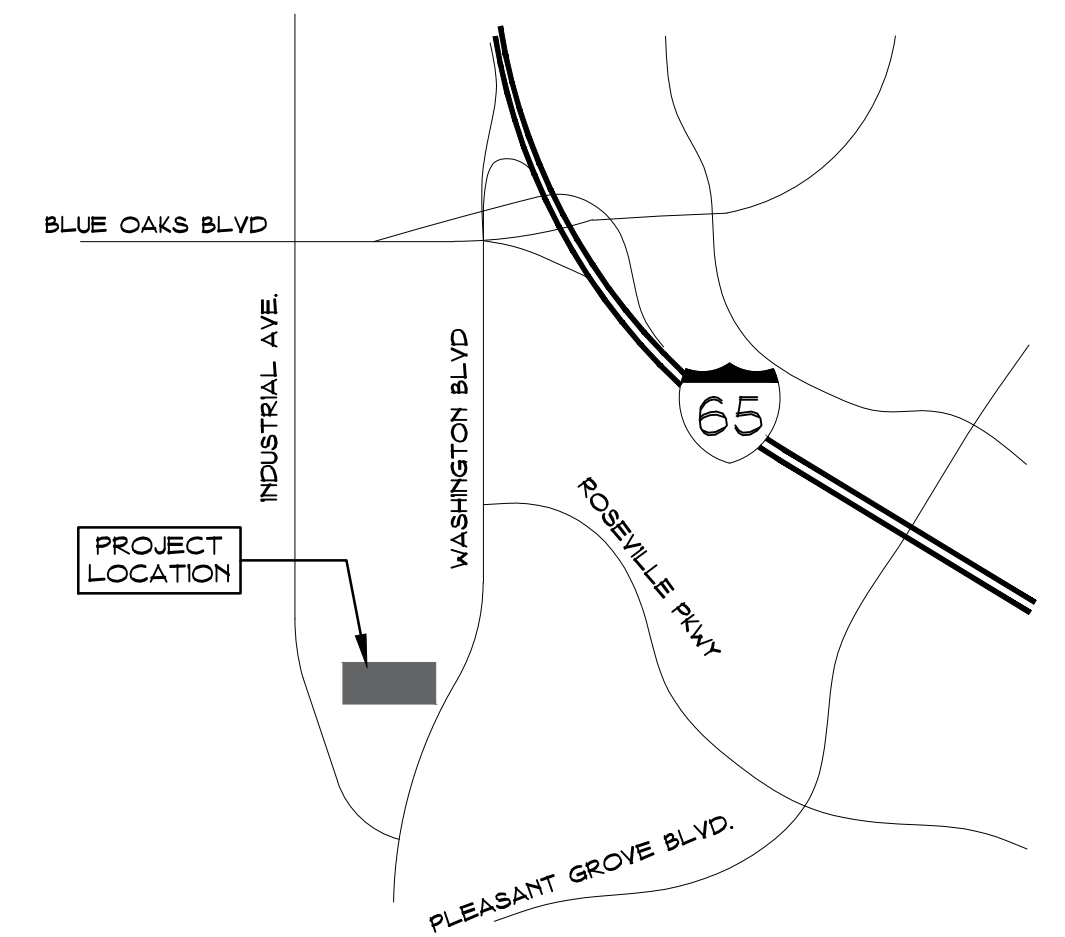
PARKING DATA:

PARKING REQUIRED: 895 PARKING SPACES	
TENT	136 SPACE
BUILDING A	540 SPACES
BUILDING D	
1ST FLOOR	96 SPACES
2ND FLOOR	86 SPACES
INSTRUCTIONAL	37 SPACES
BUILDING D TOTAL PARKING	219 SPACES
TOTAL PROVIDED PARKING:	971 SPACES
➤ TOTAL VANPOOL PARKING:	16 SPACES
TOTAL BIKE PARKING:	21 SPACES

DRAWING INDEX:

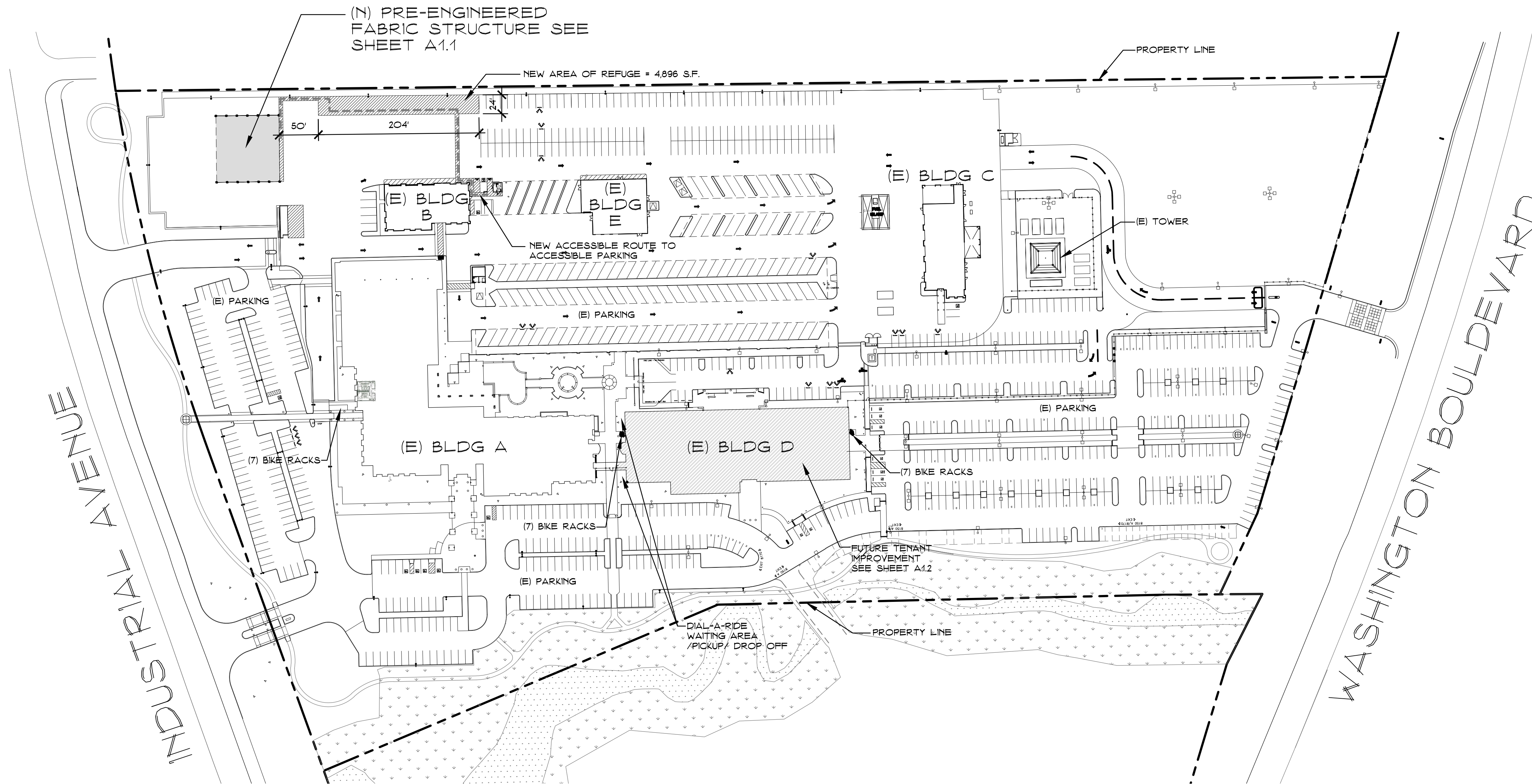
A1.0	SITE PLAN & TENT PLAN
A1.1	ENLARGED SITE PLAN
A1.2	BLDG D TENANT IMPROVEMENT PLAN

ARCHITECT
 PERKINS, WILLIAMS & COTTERILL ARCHITECTS
 3320 DATA DRIVE, SUITE 200
 RANCHO CORDOVA, CALIFORNIA 95670
 (916) 851-1400




Vicinity Map

NOT TO SCALE



Overall Site Plan

SCALE: 1" = 80'



Bridgeway Christian Church
 8150 Industrial Blvd.

PERKINS, WILLIAMS & COTTERILL ARCHITECTS
 3320 Data Drive, Suite 200 • Rancho Cordova, California 95670
 T (916) 851-1400 F (916) 851-1408 E pwcarch@pwcarchitects.com

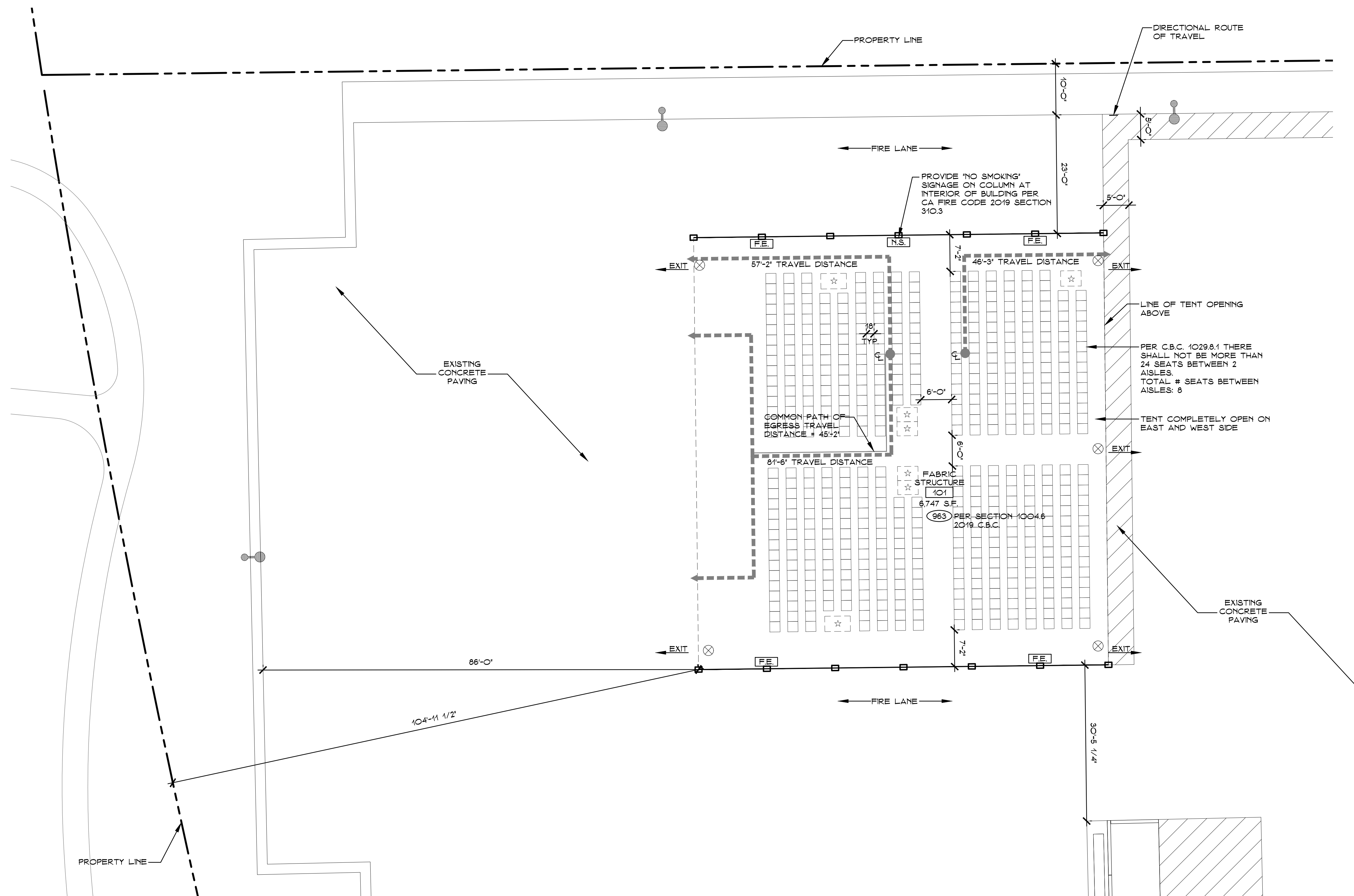
Site Plan

Project: BRIDGEWAY CHRISTAIN CHURCH


Job No. 14743-C Date: 10-1-20

Scale: 1"=80'

A1.0



Enlarged Site Plan



SCALE: 3/32" = 1'-0"

Bridgeway Christian Church
8150 Industrial Blvd.

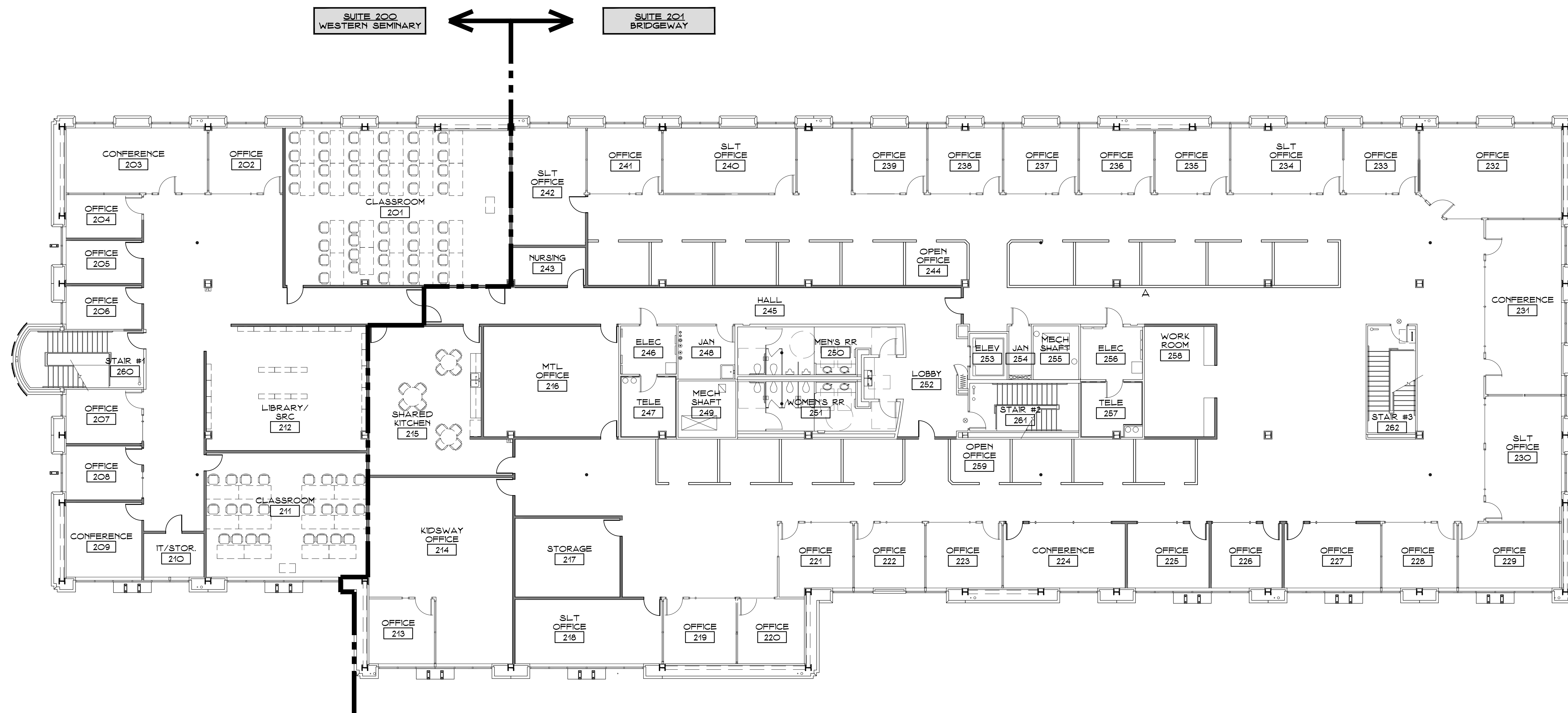
PERKINS, WILLIAMS & COTTERILL
ARCHITECTS
3320 Data Drive, Suite 200 • Rancho Cordova, California 95670
T (916) 851-1400 F (916) 851-1408 E pwcarch@pwcarchitects.com

Enlarged Site Plan

Project: BRIDEGWAY CHRISTAIN CHURCH

Job No. 14743-C Date: 10-1-20

Scale: 1"=80'



1 SECOND FLOOR PLAN
 A2.1 SCALE: 3/32" = 1' - 0"
 NORTH

Bridgeway Christian Church
 8150 Industrial Blvd.

PERKINS, WILLIAMS & COTTERILL
ARCHITECTS
 3320 Data Drive, Suite 200 • Rancho Cordova, California 95670
 T (916) 851-1400 F (916) 851-1408 E pwcarch@pwcarchitects.com

Building D 2nd Floor Plan

Project: BRIDGEWAY CHRISTAIN CHURCH

Job No. 14743-C **Date:** 10-1-20

Scale: 1"=80'

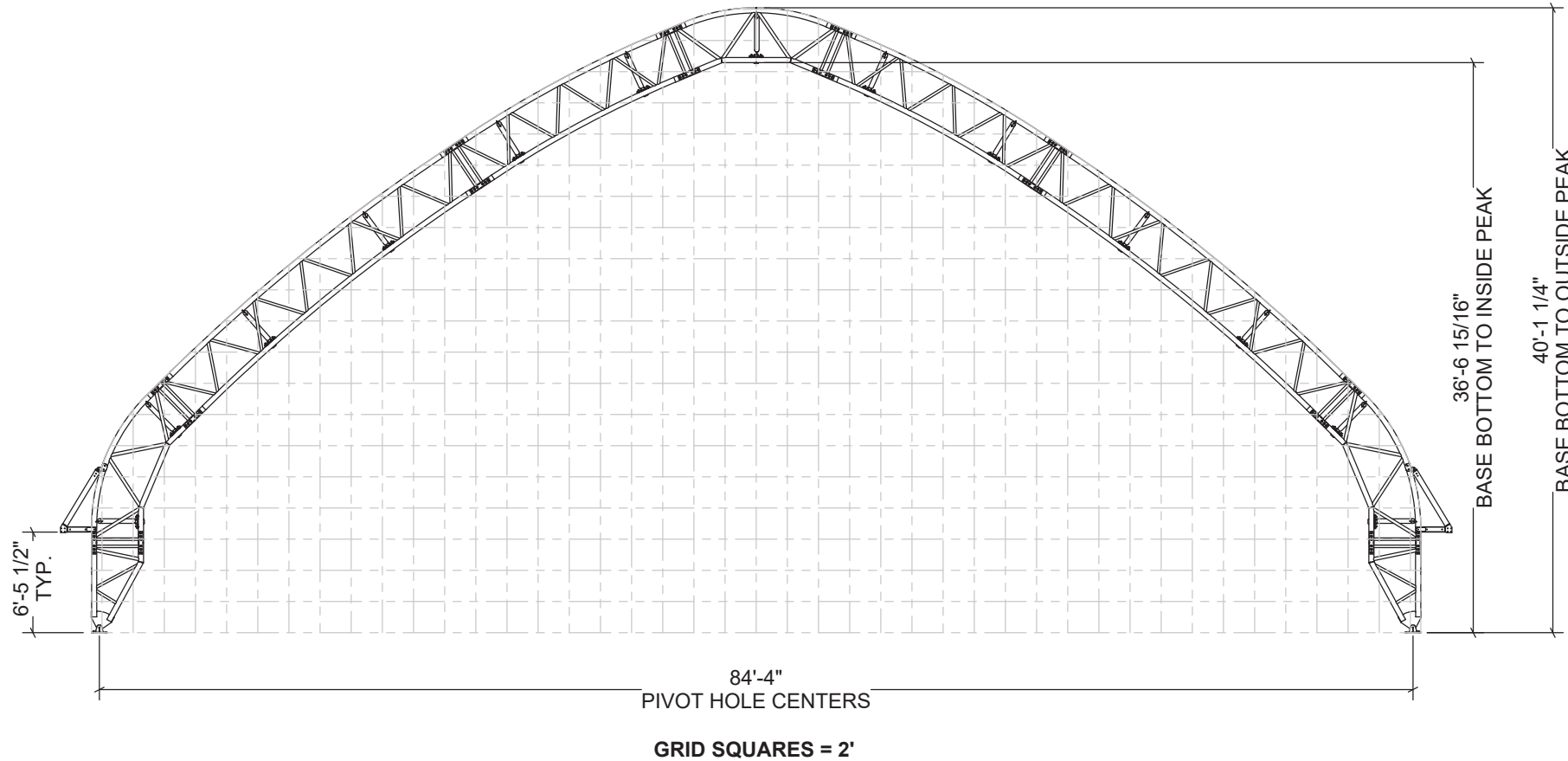
A1.2

ADDITIONAL INFORMATION

THESE PRINTS IDENTIFY AND SHOW THE MAIN COMPONENTS AND CONNECTIONS FOR THIS BUILDING. LENGTH, WIDTH, AND OTHER IMPORTANT DIMENSIONS ARE ALSO PRESENT.

TO BEST UNDERSTAND HOW TO CONSTRUCT THIS BUILDING, THE INFORMATION CONTAINED WITHIN THESE SHEETS SHALL BE USED WITH THE INSTRUCTION MANUAL SHIPPED WITH THE BUILDING.

THE INSTRUCTIONS INCLUDE DETAILS NEEDED DURING CONSTRUCTION.



WARNING: Cancer and Reproductive Toxicity - P65Warnings.ca.gov

T085GPHF009080

DEVELOPED BY
 A DIVISION OF
ENGINEERING SERVICES & PRODUCTS CO.
 1440 18TH AVENUE SW
 DYERSVILLE, IA 52040
 P: 563.875.6113
 F: 563.875.2317
 WWW.ESAPCO.COM
 ORDER #:
7660861
 CUSTOMER #:
8978798

BUILDING CONTENT GUIDE:

- [A1]COVER SHEET
- [B1]GENERAL NOTES
- [B2]ALLOWABLE EQUIPMENT LOADS
- [B3]ALLOWABLE GUTTER LOADS
- [C1]BUILDING PLAN VIEW
- [D1]MATERIAL SPECIFICATIONS
- [E1]RAFTER PROFILES
- [F1]SIDE PROFILES
- [G1]DETAIL LOCATIONS & BASE DETAILS
- [G2]GENERAL CONNECTION DETAILS
- [G3]CABLE LAYOUT & DETAILS
- [G4]AWNING DETAILS
- [G5]FABRIC COVER CONNECTION DETAILS
- [H1]BASE PLATE LAYOUT & DETAILS
- [I]OMITTED
- [J1]BUILDING REACTION DATA
- [K]OMITTED
- [L1 - L3]EAST ENDWALL: EW085GPF0150D
- [M1 - M2]WEST ENDWALL: EW085GPF0160D

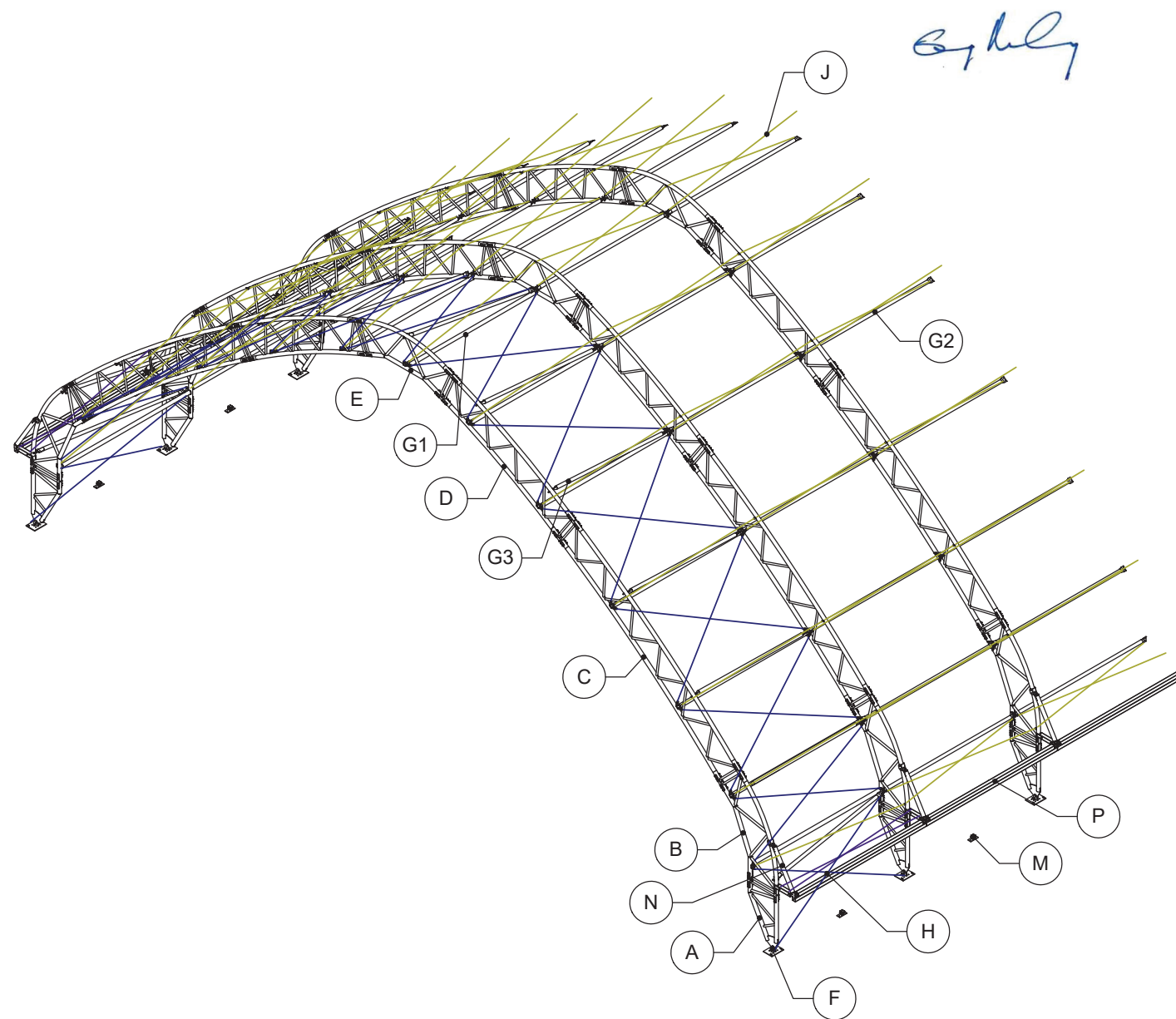
Greg Riley



STRUCTURE SKU #: T085GPHF009080	STRUCTURE SIZE: 85' X 80'	STRUCTURE DESCRIPTION: 1
CUSTOMER INFORMATION: BRIDGEWAY CHRISTIAN CHURCH 8160 INDUSTRIAL AVE - BUILDING A ROSEVILLE, CA 95678	CONTACT PHONE: 916-677-6286	SHEET TITLE: COVER SHEET

DRAWING DETAILS		
DRAWN BY: BHB	CREATION DATE: 11/4/2020	
REVISIONS:		
NO.	BY:	REVISION DATE:
1	BL	12/16/2020
2	BL	12/21/2020
3		
4		
NOT TO SCALE		SHEET SIZE: 11X17
SHEET:		
A1		

ITEM	DESCRIPTION	MATERIAL	
A	SUPPORT BASE		
	OUTER CHORD	GALV. RND. STEEL TUBE - ϕ 4.0" - 7 GA	
	INNER CHORD	GALV. RND. STEEL TUBE - ϕ 4.0" - 7 GA	
	WEB (STRAIGHT)	GALV. RND. STEEL TUBE - ϕ 1.90" - 14 GA	
	WEB (ANGLED)	GALV. RND. STEEL TUBE - ϕ 1.9", 2.375" - 14 GA	
	PIVOT PLATE	STEEL PLATE, 1/2" THICK	
B&E	SEGMENT		
	OUTER CHORD	GALV. RND. STEEL TUBE - ϕ 4.0" - 7 GA	
	INNER CHORD	GALV. RND. STEEL TUBE - ϕ 4.0" - 7 GA	
	WEB (STRAIGHT)	GALV. RND. STEEL TUBE - ϕ 1.90" - 14 GA	
	WEB (ANGLED)	GALV. RND. STEEL TUBE - ϕ 2.375" - 14 GA	
C&D	SEGMENT		
	OUTER CHORD	GALV. RND. STEEL TUBE - ϕ 4.0" - 10 GA	
	INNER CHORD	GALV. RND. STEEL TUBE - ϕ 4.0" - 10 GA	
	WEB (STRAIGHT)	GALV. RND. STEEL TUBE - ϕ 1.90" - 14 GA	
	WEB (ANGLED)	GALV. RND. STEEL TUBE - ϕ 1.90" - 14 GA	
F	BASES		
	HORIZONTAL	STEEL PLATE, 1/2" THICK	
	VERTICAL (ROUNDED)	STEEL PLATE, 3/8" THICK	
	THREADED STUD	CFL FULLY THREADED STUD - 1/2"-13 x 1"	
	GUSSETS	STEEL PLATE, 3/8" THICK	
G	BRACING		
	G1	LATERAL BRACING (END)	GALV. RND. STEEL TUBE - ϕ 3.5" - 14 GA
	G2	LATERAL BRACING (MID)	GALV. RND. STEEL TUBE - ϕ 2.875" - 14 GA
	G3	ANGLED BRACE	GALV. RND. STEEL TUBE - ϕ 3.5" - 14 GA
		THREADED STUD PLATE	1/4" PLATE W/ 1/2" X 2" STUDS
H	CABLE ASSEMBLY	SEE SHEET G3	
	CABLE CONNECTION PLATE	STEEL PLATE, 5/16" THICK	
J	SWAY CABLE ASSEMBLY	SEE SHEET G3	
	CABLE CONNECTION PLATE	STEEL PLATE, 1/8" THICK	
K	SPLICE		
	SPLICE OUTSERTS	FORMED STEEL BAR, 5/16" THICK	
L	WINCH ASSEMBLY		
	WINCH	2" LASHING WINCH (10,000 LBS. STRENGTH)	
	STRAP	2" STRAP (10,000 LBS. STRENGTH)	
M	WINCH PLATE		
	HORIZONTAL	STEEL PLATE, 1/2" THICK	
	THREADED STUDS	CFL FULLY THREADED STUD - 1/2"-13 x 1"	
N	AWNING ASSEMBLY		
	CHORD PLATE	STEEL PLATE, 1/2" THICK	
	OUTER CHORD	GALV. RND. STEEL TUBE - ϕ 4.0" - 10 GA	
	INNER CHORD	SQ. STEEL TUBE - 4" X 4" X 8 GA 1-PLY	
P	ELBOW PLATE	STEEL PLATE, 1/2" THICK	
	AWNING LATERAL BRACE	SQ. STEEL TUBE - 4" X 4" X 8 GA 2-PLY	



DEVELOPED BY
ClearSpan
 A DIVISION OF
 ENGINEERING SERVICES & PRODUCTS CO.
 1440 18TH AVENUE SW
 DYERSVILLE, IA 52040
 P: 563.875.6113
 F: 563.875.2317
 WWW.ESAPCO.COM

ORDER #:
7660861

CUSTOMER #:
8978798

STRUCTURE SKU #: T085GPHF009080	STRUCTURE SIZE: 85' X 80'	STRUCTURE DESCRIPTION: 1
CUSTOMER INFORMATION: BRIDGEWAY CHRISTIAN CHURCH 8160 INDUSTRIAL AVE. BUILDING A ROSEVILLE, CA 95678	CONTACT PHONE: 916-677-6286	SHEET TITLE: MATERIAL SPECIFICATIONS

DRAWING DETAILS	
DRAWN BY: BHB	CREATION DATE: 11/4/2020
REVISIONS:	
NO. BY:	REVISION DATE:
1 BL	12/16/2020
2 BL	12/21/2020
3	
4	
NOT TO SCALE	SHEET SIZE: 11X17

SHEET:
D1

NOTE: THIS VIEW IS GENERIC TO ILLUSTRATE LOCATIONS OF ITEMS IN THE TABLE ONLY. CABLE PATTERN AND/OR OTHER DETAILS MAY NOT FULLY MATCH THE SPECIFICS FOR THIS ORDER. SEE OTHER SHEETS FOR ORDER-SPECIFIC DETAILS.